

Monaco

Statistical Country Profile



Edition 05/2019

Publication date: 13 May 2019

Contact us:

www.destatis.de/contact

Phone: +49 (0) 611 / 75 24 05

Contents

■ General information	3
■ Economy and finance	3
■ Population	5
■ Health	6
■ Education	6
■ Labour force	6
■ Living conditions	8
■ Production	8
■ Agriculture and forestry	8
■ Foreign trade	9
■ Transport	11
■ Environment and energy	11
■ Science, research, technology	12
■ Sources	12

■ General information

Capital city Monaco	Official language French	Currency Euro
-------------------------------	------------------------------------	-------------------------

Land area in relation to Germany
km²

No data

Source: WB-WDI

■ Economy and finance

Gross domestic product (GDP), total bn US\$ No data Source: IMF-WEO	GDP, real change % since 2000 No data Source: IMF-WEO*	GDP per capita US\$ No data Source: IMF-WEO	GDP per capita internat. US\$ No data Source: IMF-WEO
---	--	---	---

Gross domestic product, real change
% on previous year

No data

Source: IMF-WEO

Gross domestic product per capita
US\$

No data

Source: IMF-WEO

Inflation rate (change of consumer price index) % on previous year	General government gross debt % of GDP	General government net lending / borrowing % of GDP
No data	No data	No data
Source: IMF-IFS	Source: IMF-WEO	Source: IMF-WEO

General government revenue and expenditure % of GDP

No data

Source: IMF-WEO

General government net lending / borrowing % of GDP

No data

Source: IMF-WEO

Foreign direct investment (FDI): inward stocks bn US\$	Foreign direct investment (FDI): outward stocks bn US\$	Foreign direct investment (FDI): net flow, inward bn US\$	Foreign direct investment (FDI): net flow, outward bn US\$
No data	No data	No data	No data
Source: UNCTAD	Source: UNCTAD	Source: UNCTAD	Source: UNCTAD

■ Population

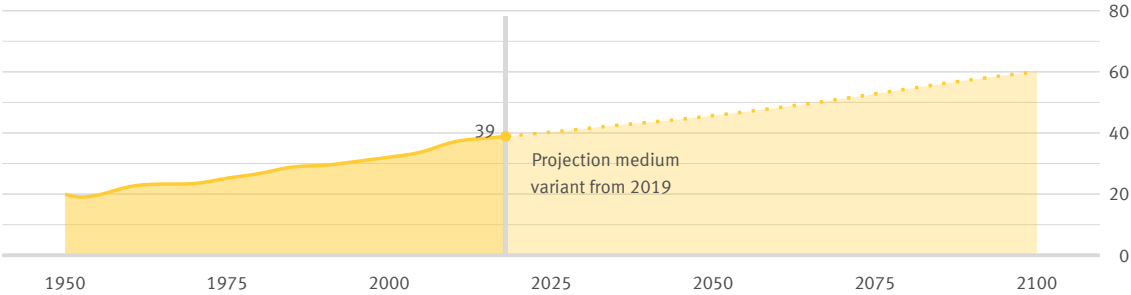
Population total 1,000	Population density inhabitants per km ²	Life expectancy at birth (women) years	Life expectancy at birth (men) years
39	19,348	No data	No data
(2017)	(2017)		
Source: WB-WDI	Source: WB-WDI	Source: WB-WDI	Source: WB-WDI

Population in relation to Germany 2017
1,000



Source: WB-WDI

Population
1,000



Source: UN-POP

Population by age group
proportion, %

Keine Daten

Source: UN-POP

Health

Practising physicians per 1,000 inhabitants	Hospital beds per 1,000 inhabitants	Prevalence of raised blood pressure %	Prevalence of obesity (BMI \geq 30) %
6.6	No data	No data	No data
(2014) Source: WHO	Source: WHO	Source: WHO	Source: WHO

Education

Government expenditure on education % of GDP	Pupil-teacher ratio (primary education) number	Pupil-teacher ratio (secondary education) number	Students (tertiary education) per 100,000 inhabitants
1.4	13.7	8.1	2,146
(2016) Source: UNESCO	(2016) Source: UNESCO	(2015) Source: UNESCO	(2016) Source: UNESCO*

Labour force

Employment rate (persons aged 15+) %	Labour force (persons aged 15+) 1,000	Labour force participation rate (persons aged 15+) %	Self-employment (persons aged 15+) %
No data	No data	No data	No data
Source: ILO-KILM	Source: ILO-KILM	Source: ILO-KILM	Source: ILO-KILM

Employment rate (persons aged 15+)
%

No data

Source: ILO-KILM

Employment and gross value added by sector

%

Employment

No data

Gross value added

No data

Source employment: ILO-KILM
Source gross value added: WB-WDI

Unemployment rate (persons aged 15+) %	Unemployment rate (persons aged 15 to 24) %	Long-term unemployment rate (persons aged 15+) % of unemployed persons
No data	No data	No data
Source: ILO-KILM	Source: ILO-KILM	Source: ILO-KILM

Unemployment rate and youth unemployment rate

%

No data

Source: ILO-KILM

Living conditions

Human Development Index (HDI) value (0 low to 1 high) No data Source: UNDP	Human Development Index (HDI) rank (of 188 countries) No data Source: UNDP	Income distribution: Gini coefficient value (0 to 100; 0=equal distribution) No data Source: WB-WDI
--	--	---

Production

Index of industrial production
2010=100

No data

Source: IMF-IFS

Agriculture and forestry

Change of agricultural production % since 2000 No data Source: FAO*	Agricultural land % of land area No data Source: FAO*	Forest area % of land area No data Source: FAO*
---	---	---

Index of agricultural production
2004 to 2006 = 100

Keine Daten

Source: FAO

■ Foreign trade

Export of goods bn US\$	Import of goods bn US\$	Trade balance, goods bn US\$
No data	No data	No data
Source: UN Comtrade	Source: UN Comtrade	Source: UN Comtrade*

Export and import of goods US\$

No data

Source: UN Comtrade

Foreign trade balance US\$

No data

Source: UN Comtrade

Goods exported to Germany mn US\$	Goods exported to Germany % of all goods exported	Goods imported from Germany mn US\$	Goods imported from Germany % of all goods imported
No data	No data	No data	No data
Source: UN Comtrade	Source: UN Comtrade*	Source: UN Comtrade	Source: UN Comtrade*

Main trading partners

Exports of goods
%

Exports of goods
%

No data

No data

Main commodities traded

Exports of goods
%

Imports of goods
%

No data

No data

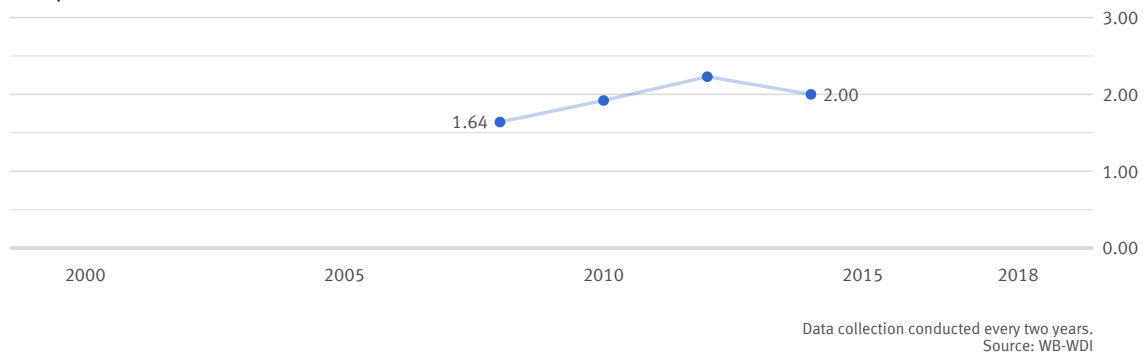
Source: UN Comtrade*

Classification of commodities: Harmonized Commodity Description and Coding Systems (HS2).

Transport

Passenger cars per 1,000 inhabitants	Total rail network km per 1 mn inhabitants	Air transport per 1,000 inhabitants
No data	No data	8
Source: OICA*	Source: WB-WDI*	(2017) Source: WB-WDI*

Gasoline price at the pump US\$ per litre



Environment and energy

Carbon dioxide emissions tonnes per capita	Total primary energy supply kg oil equivalent per capita	Gross electricity consumption kWh per capita	Renewable energy % of total final energy consumption
No data	No data	No data	No data
Source: EDGAR	Source: WB-WDI	Source: WB-WDI	Source: WB-WDI

Carbon dioxide emissions in relation to Germany tonnes per capita

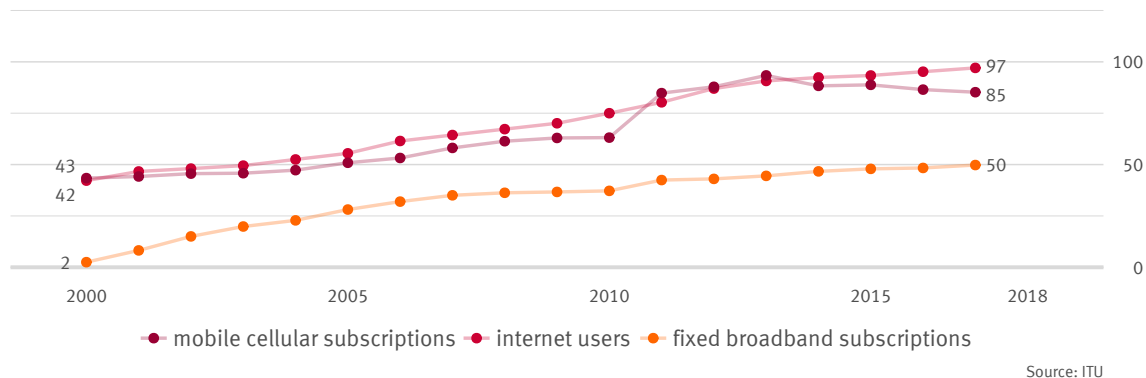
No data

Source: EDGAR

Science, research, technology

Gross domestic expenditure on R&D % of GDP	Researchers per 1 mn inhabitants	Resident patent applications per 1 mn inhabitants
0.0	No data	1,117
(2005)		(2016)
Source: UNESCO	Source: UNESCO	Source: WIPO

Dissemination of modern communication technology per 100 inhabitants



Sources

EDGAR	Emissions Database for Global Atmospheric Research, European Commission
FAO	United Nations, Food and Agricultural Organization
ILO-KILM	International Labour Organization, Key Indicators of the Labour Market
IMF-IFS	International Monetary Fund, International Financial Statistics
IMF-WEO	International Monetary Fund, World Economic Outlook
ITU	United Nations, International Telecommunication Union
OICA	International Organization of Motor Vehicle Manufacturers
UN Comtrade	United Nations, Comtrade Database
UNCTAD	United Nations, Conference on Trade and Development
UNDP	United Nations Development Programme
UNESCO	United Nations, Educational, Scientific and Cultural Organization
UNPOP	United Nations, Population Division
WB-WDI	World Bank, World Development Indicators
WHO	World Health Organization, Global Health Observatory
WIPO	World Intellectual Property Organization

* Own calculations based on the original data source.

More international data and statistical country profiles on all other UN Member States:
www.destatis.de/international_en